

STEM ACADEMY RAVEN BAND

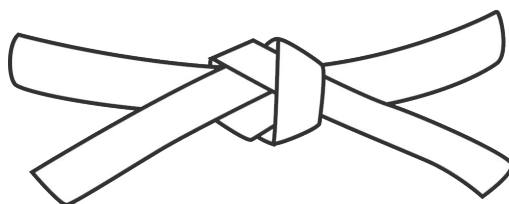


The martial arts belt system is used in training to mark the progress you have made in your study. Display your proficiency on your instrument by earning belts for each level you complete. For every belt earned, a plastic zip tie will be given in that color and can be placed on your instrument case. You only earn a belt when all 10 items are passed off in a rank. Watch your collection grow as each belt is earned!

Pass Off Procedures

- Students may pass off objectives in person at the beginning or end of class, during scheduled objective pass-off days, or during Lunch-and-Learn. Online pass offs will be ready via Flipgrid soon!
- All performance material must be performed with characteristic tone quality, correct notes, correct rhythms, dynamics, phrasing, and articulations.
- Preparation must be clearly evident! Failure to pass off material will require a minimum of one day to practice the assignment before another attempt can be made.

RANK 1 (WHITE BELT)



1. **Scales:** Scale #1

2. **Clap and Count** the following exercises by saying the rhythms out loud: #8, #14, #30 from *Tradition of Excellence* Book 1

Play the following exercises from *Tradition of Excellence*, Book 1 with no mistakes:

3. #15, #16 (Rising Rhythms and Stepping Stones)

4. #18, #19 (In a Minor Mood and Hot Cross Buns)

5. #20 (Go Tell Aunt Rhodie)


6. #23 (Skill Builder: Merrily We Roll Along)

7. #24 (Itsy Bitsy Spider)


8. #27 (Good King Wenceslas)

9. #29 (Warm-up: Serenity-Round)

10. #34 (The Frog's Song-Round)



RANK 2 (YELLOW BELT)



11. **Scales:** Scales #2, #7

12. **Clap and Count** the following exercises by saying the rhythms out loud: #43 and #54 from *Tradition of Excellence* Book 1

13. Demonstrate how to properly tune your instrument

Play the following exercises from *Tradition of Excellence*, Book 1 with no mistakes:

14. #37 (Two Step)

15. #40 (San Serení)


16. #43, #49 (Epic Eighth Notes and Unforgettable Eighth Notes)

17. #45, #51 (Eighth Note Escapade and Eighth Notes on the Edge)


18. #47 (Baja Breeze)

19. #50 (Mahnomen Harvest)

20. #54 (Rio Con Brio)



RANK 3 (ORANGE BELT)



21. **Scales:** Scales #3, #8 (you can look), and #2 (from memory)

22. **Clap and Count** the following exercises by saying the rhythms out loud: #57 and #61 from *Tradition of Excellence* Book 1

23. Take the Rank 3 Vocabulary Test. You must score a 100%. *There is a study guide on the back of this paper.*

Play the following exercises from *Tradition of Excellence*, Book 1 with no mistakes:

24. #56A (Warm-Up: Chorale)

25. #59 (Bingo Variations)


26. #62 (Encounter in Three)

27. #65 (I've Just Come From Sydney)






28. #67 (Warm-Up)

29. #71 (Skill Builder: Donkey Riding)


30. #72 (Theme from "The Nutcracker")



RANK 3 VOCABULARY STUDY GUIDE

1. **Tempo** - the speed of the beat. (how fast or how slow)
2. **Beat** - the underlying pulse of the music. (what you tap your foot to)
3. **Forte** (f) - loud.
4. **Piano** (p) - soft.
5. **Rest** - silence in music.
6. **Staff** - the five lines and four spaces.
7. **Sharp**  - raises a tone 1/2 step.
8. **Natural**  - cancels a sharp or flat.
9. **Flat**  - lowers a tone 1/2 step.
10. **Measure** - the space between two bar lines.
11. **Bar Line** - divides music into measures.
12. **Treble Clef** 
13. **Bass Clef** 
14. **Time Signature** - tells how many counts are in each measure and which note receives one count.
15. **Key Signature** - the flat or sharp signs at the beginning of a piece of music.

RANK 4 (GREEN BELT)



31. **Scales:** Scales #4, #9 (you can look), and #2, #3 (from memory)

32. **Clap and Count** the following exercise by saying the rhythms out loud: #88 from *Tradition of Excellence* Book 1

33. Take the Rank 4 Vocabulary Test. You may miss two. *There is a study guide on the back of this paper.*

Play the following exercises from *Tradition of Excellence*, Book 1 with no mistakes:

34. #74A (Warm-up: “Werde munter”)

35. #75 (Fais Dodo)


36. #78 (Skill Builder)

37. #82 (Theme from “Orpheus in the Underworld”)




38. #85 (Skill Builder)

39. #87 (Warm-up: Chop Builders)

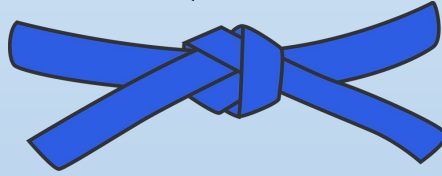
40. #92 (Skill Builder)



RANK 4 VOCABULARY STUDY GUIDE

1. **Major Scale** - a series of eight tones in a specific order.
2. **Chromatic Scale** - a series of tones using all 1/2 steps.
3. **Slur** - moving from one note to another without tonguing.
4. **Tie** - a curved line between two notes of the same pitch.
5. **Dynamics** - the loudness and softness in music.
6. **Embouchure** - the formation of the lips and mouth for proper tonal production.
7. **Da Capo (D.C.)** - go back to the beginning.
8. **Cut Time (Alla Breve)** - 1/2 the value of 4/4 (2/2).
9. **Measure Repeat Sign**  - repeat the previous measure.
10. **Ledger Line** - added lines for making the staff bigger.
11. **Repeat Sign** - 
12. **Fermata or Hold**  hold until the conductor stops.
13. **Double Bar** - indicates the end of a section or piece of music.
14. **Melody** - the main tune of the piece of music.
15. **Countermelody** - the secondary tune of a piece of music.

RANK 5 (BLUE BELT)



41. **Scales:** Scales #5, #10 (you can look), and #2, #3, #4 (from memory)

42. **Clap and Count** the following exercises by saying the rhythms out loud: #105, #134 from *Tradition of Excellence* Book 1

43. Take the Rank 5 Vocabulary Test. You may miss three. *There is a study guide on the back of this paper.*

Play the following exercises from *Tradition of Excellence*, Book 1 with no mistakes:

44. #99 (Skill Builder)

45. #101 (Warm-Up: Chop Builders); Clarinets play #102 instead


46. #103 (Dotted Quarters)

47. #105 (Ronde); Clarinets play #107 instead

48. #110 line A (Trumpet Voluntary); Clarinets play 112 instead

49. #126 (Skill Builder); Clarinets play 114 instead

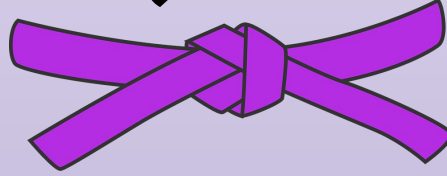
50. #134 (Skill Builder: Sambe-lêlê); Clarinets play 120 instead



RANK 5 VOCABULARY STUDY GUIDE

1. **Crescendo** - to gradually get louder.
2. **Decrescendo** - to gradually get softer.
3. **Mezzo Piano** (mp) - medium soft.
4. **Mezzo Forte** (mf) - medium loud.
5. **Fortissimo** (ff) - very loud.
6. **Pianissimo** (pp) - very soft.
7. **Interval** - the distance between any two notes.
8. **Octave** - the distance between one note and the next note of the same name.
9. **Unison** - playing the same notes.
10. **Pitch** - the highness and lowness of music.
11. **Intonation** - matching pitches exactly.
12. **Pick-Up-Note** - a note or notes coming before the first full measure.
13. **Accent** (>) - play with force.
14. **Dal Segno** (D.S.) - go back to the sign.
15. **Ritard** (rit.) - gradually slower.

RANK 6 (PURPLE BELT)



51. **Scales:** Scales #2, #3, #4, #5, #9 (from memory)

52. **Clap and Count** the following exercises by saying the rhythms out loud: #53A, #53B from *Tradition of Excellence* Book 2

53. Take the Rank 6 Vocabulary Test. You may miss three. *There is a study guide on the back of this paper.*

Play the following exercises from *Tradition of Excellence*, Book 1 with no mistakes:

54. #33 (New Horizon)

55. #36 (Still, Still, Still)


56. #41 (Skill Builder)

57. #46 (Minka, Minka)

58. #48 (Skill Builder)

59. #54 (El Capitan)


60. #57 (El Encanto)



RANK 6 VOCABULARY STUDY GUIDE

1. **Allegro** - fast.
2. **Allegretto** – Light and lively; slower than Allegro.
3. **Andante** – Walking tempo.
4. **Moderato** - moderate tempo.
5. **Articulation** - proper tonguing and slurring.
6. **Rallentando** (rall.) - gradually slower.
7. **Accelerando** (accel.) - gradually faster.
8. **A Tempo** - back to the original tempo.
9. **Staccato** - light and detached.
10. **Legato** - smooth, connected style of articulation.
11. **Marcato** - marked style of articulation with emphasis.
12. **Chord** - three or more notes played together.
13. **Syncopation** - emphasis on the weak beat.
14. **Simile** - continue in the same style.
15. **Grand Pause** - a break in the music.

RANK 7 (RED BELT)



61. **Scales:** Scales #6 (you can look), and #2, #3, #4, #5, #10 (from memory)

62. **Clap and Count** the following exercises by saying the rhythms out loud: #76, #78 from *Tradition of Excellence* Book 2

63. Take the Rank 7 Vocabulary Test. You may miss three. There is a study guide on the back of this paper.

Play the following exercises from *Tradition of Excellence*, Book 1 with no mistakes:

64. #69 (A Royal Fanfare)

65. #72 (Skill Builder)


66. #76 (The Old Brass Wagon)

67. #78 (Skill Builder: Sailor's Song)

68. #79 (Tirra Lirra Lou)

69. #81 (The Galway Piper)


70. #82 (Skill Builder)



RANK 7 VOCABULARY STUDY GUIDE

1. **Adagio** - very slow.
2. **Andantino** - a little quicker than andante.
3. **Coda** - the final added measures of a piece of music.
4. **Maestoso** - majestically.
5. **Solo** - one player.
6. **Soli** - more than one player, but not full band.
7. **Tacet** - do not play.
8. **Assai** - very.
9. **Con** - with.
10. **Poco a poco** - little by little.
11. **Meno** - less.
12. **Molto** - much.
13. **Mosso** - motion.
14. **Piu** - more.
15. **Sempre** - always.

RANK 8 (BROWN BELT)



71. **Scales:** Scales #11, #12 (you can look)

72. **Clap and Count** the following exercises by saying the rhythms out loud: #84, 85 from *Tradition of Excellence* Book 2

73. Take the Rank 8 Vocabulary Test. You may miss three. *There is a study guide on the back of this paper.*

Play the following exercises from *Tradition of Excellence*, Book 1 with no mistakes:

74. #84 (Sourwood Mountain)

75. #85 (Big Rock Candy Mountain)


76. #88 (Skill Builder: Theme from “Renaissance Festival and Dances”)

77. #90 (O Tannenbaum)

78. #91 (Blow Away the Morning Dew)

79. #93 (Sight-Reading Challenge: Procession of the Nobles)


80. #94 (Enharmonics)



RANK 8 VOCABULARY STUDY GUIDE

1. **Adagietto** - slow, but not as slow as Adagio
2. **Agitato** - agitated, rapid
3. **Al fine** - to the finish (end).
4. **Con amore** - with tenderness
5. **L'istesso** - the same
6. **Leggiero** – lightly
7. **Grazioso** – gracefully
8. **Non troppo** - not too much
9. **Pesante** - heavily; with emphasis
10. **Cantabile** - in a singing style
11. **Presto** - very fast
12. **Rubato** - temporary irregularity of time (ie. cadenza)
13. **Tenuto** (ten.) - sustain full value
14. **Smorzando** - dying away
15. **Scherzo** - playfully; usually in rapid tempo

RANK 9 (BLACK BELT)



81. **Scales:** Scales #2, #3, #4, #5, #6, (you can look) and #11, #12 (from memory)

82. **Clap and Count** the following exercises by saying the rhythms out loud: #89 from *Tradition of Excellence* Book 2

83. Take the Rank 9 Vocabulary Test. You may miss three. *There is a study guide on the back of this paper.*

Play the following exercises from *Tradition of Excellence*, Book 1 with no mistakes:

84. #100 (Skill Builder: Chromatic Scale)

85. #105 (Skill Builder: Cindy)


86. #109 (Dance Josity)

87. #112 (Anvil Chorus from “Il Trovatore”)

88. #115 (March of the Toreadors from “Carmen”)

89. #117 (Skill Builder: The Stars and Stripes Forever)

90. #120 (The Merry Minstrels)



RANK 9 VOCABULARY STUDY GUIDE

1. **Vivo** - lively, brisk
2. **Stringendo** - gradually faster
3. **Sordino** – mute
4. **Senza** – without
5. **Primo** – first
6. **Moto** - motion, movement
7. **Marcia** - march style
8. **Giocoso** – joyfully
9. **Etude** - a musical study
10. **Calando** - gradually slower and softer
11. **Half Step** – Smallest interval used in music
12. **Arioso** - in a vocal style
13. **A poco** - little, gradually
14. **Alla** - in the style of (such as Alla Marcia)
15. **Ottava** – octave

RANK 10 (BAND NINJA)



91. **Scales:** Scales #11, #12 (from memory)

92. **Clap and Count** the following exercises by saying the rhythms out loud: #105 from *Tradition of Excellence* Book 2

93. Take the Rank 10 Vocabulary Test. You may miss three. *There is a study guide on the back of this paper.*

Play the following exercises from *Tradition of Excellence, Book 1* with no mistakes:

94. #124 (I'se the B'y that Builds the Boat)

95. #126 (Lisbon Bay)


96. #131 (Skill Builder: Habanera from "Carmen")

97. #132 (La Cumparsita)

98. #135 (Skill Builder)

99. #136 (Sight Reading Challenge: La Donna è Mobile from "Rigoletto")

100. #142 (Skill Builder)




RANK 10 VOCABULARY STUDY GUIDE

1. **Larghetto** - slow, but not as slow as Largo
2. **Marziale** - martial, in a march style
3. **Con Grazia** - in a graceful style
4. **Energico** – energetically
5. **Larghissimo** - very slow, more so than largo
6. **Opus** - a musical work of composition
7. **Prestissimo** - very fast, more so than Presto
8. **Religioso** - in a solemn style
9. **Ritenuato** - a steady pace, but slower than the preceding tempo
10. **Con Spirito** --with spirit
11. **Subito** – suddenly
12. **Grave** - very slow
13. **Veloce** - very fast
14. **Brillante** – brilliantly
15. **Apassionato** - intensely; passionately; with deep feeling

Major Scales

- Flute -



Chromatic Scales

- Flute -



Major Scales

- Clarinet -



Chromatic Scales

- Clarinet -

7. 

8. 

9. 

10. 

11. 

12. 

Major Scales

- *Saxophone* -



Chromatic Scales

- *Saxophone* -

7.

8.

9.


10.

11.

12.

Major Scales

- *Trumpet* -



Major Scales


- Trombone / Euphonium / Baritone B.C. -




Chromatic Scales

- Trombone / Euphonium / Baritone BC -

7.  Musical staff 7: Chromatic scale starting on Bb, descending. The notes are Bb, B, Ab, A, Gb, G, Fb, F, Eb, E, D, C, Bb.

8.  Musical staff 8: Chromatic scale starting on C, ascending. The notes are C, C#, D, D#, E, E#, F, F#, G, G#, A, A#, B, C.

9.  Musical staff 9: Chromatic scale starting on Bb, descending. The notes are Bb, B, Ab, A, Gb, G, Fb, F, Eb, E, D, C, Bb.

10.  Musical staff 10: Chromatic scale starting on C, ascending. The notes are C, C#, D, D#, E, E#, F, F#, G, G#, A, A#, B, C.

11.  Musical staff 11: Chromatic scale starting on Bb, descending. The notes are Bb, B, Ab, A, Gb, G, Fb, F, Eb, E, D, C, Bb.

12.  Musical staff 12: Chromatic scale starting on C, ascending. The notes are C, C#, D, D#, E, E#, F, F#, G, G#, A, A#, B, C.